

Survive-All™ SVX Combination Series

NEMA-4X, vandal resistant and harsh environment combination unit



Construction

- Full gasketed NEMA-4X housing
- Faceplate: heavy-duty, vandal-resistant polycarbonate
- Backplate: heavy-duty aluminum
- Heads protected by clear polycarbonate lens
- Comes with both Phillips head for NSF location and tamper-proof screws
- 6 inch EXIT lettering legend, available in red or green
- Field-selectable chevrons
- Choice of finishes: white, black or gray

Lamp type

- Choice of MR16 LED lamp wattages

Mounting

- Surface mount
- Canopy included for end or ceiling mount applications
- Universal J-box mounting
- 1/2 inch conduit entry on top and sides


Choice of battery

- SVX12N model, nickel-cadmium battery, 6V-12W total battery capacity
- SVX24N model, nickel-cadmium battery, 12V-24W total battery capacity

Photometric performance

Lamp	Spacing center-to-center (feet)	
	7' mounting height	15' mounting height
LA	39'	34'
LB	74'	57'
LG	49'	39'
LI	68'	54'
LJ	89'	80'

Housing color



White



Black



Brushed aluminum



Gray



Special wording panels

- Available. Contact your sales representative with your design requirements

Electronics

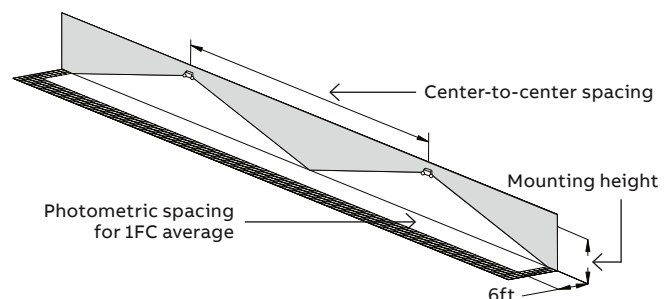
- Magnetically operated test switch
- Standard Advanced Diagnostics (non-audible)
- Standard 15 minutes time delay
- Optional Nexus®Pro IoT monitoring system
- Optional Nexus® wireless monitoring system
- 120/277 60Hz

Approvals

- UL 924 listed
- UL listed for wet and damp location (50°F to 104°F)
- UL listed for cold weather option (-40°C to +40°C/-40°F to +104°F)
- CSA-US listed for Nexus® option
- Meets NFPA101 (Life Safety Code), NFPA 70 NEC, OSHA illumination standards

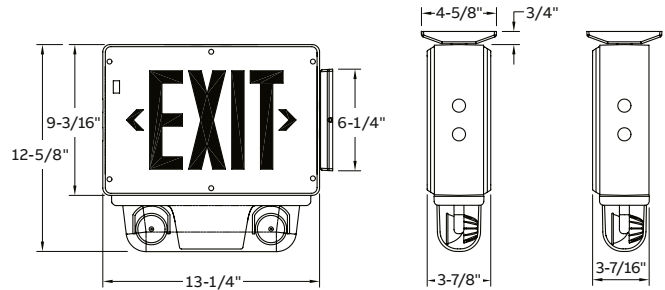
Warranty

- Five-year limited warranty
- Detailed warranty terms located on page 202 or online at: www.emergi-lite.com/usa/files/EL_Warranty.pdf



Dimensions

Dimensions are approximate and subject to change.



Double face Single face

Unit rating

Sealed maintenance-free battery types	Battery capacity in watts			
	1-1/2 hrs	2 hrs	3 hrs	4 hrs
Nickel-cadmium	12	9	-	-
	24	18	12	9

Power consumption

Model	AC specs		DC specs (90 minutes)	
	VAC	A	V	W
SVX12N	120/277	0.12/0.06A	6V	12W
SVX24N	120/277	0.17/0.08A	12V	24W

Accessories (order as a separate item)

Description	Part number
Additional special bit for tamper-proof screws	690.0454-E
Additional test magnet	199.0133-E

How to order

Housing/face color	Series/capacity	Faces	Legend color	Diagnostics
WW = White/white	SVX12N = 6V-12W	1 = Single face	R = Red legend	DA = Advanced Diagnostics (audible)
WB = White/black	SVX24N = 12V-24W	2 = Doubleface	G = Green legend	D = Advanced Diagnostics (non-audible)
WA = White/aluminum				-NEXP = Nexus®Pro IoT ¹
BB = Black/black				-NEXRF = Nexus® wireless ¹
BW = Black/white				
BA = Black/aluminum				
GA = Gray/aluminum				
GW = Gray/white				
GB = Gray/black				

Housing	# of heads	Lamp type/wattage	Options
4X = Wet/damp locations	Blank = 0 heads ¹ 2 = Two heads	LA = 6V-4W, MR16 LED LB = 6V-5W, MR16 LED LG = 12V-4W, MR16 LED LI = 12V-5W, MR16 LED LJ = 12V-6W, MR16 LED	Blank = No options CW4 = Cold weather (-40°F/-40°C) ² FA = Flasher (fire alarm activated) FB = Flasher/buzzer (AC power failure) FL = Flasher (AC power failure) -208V = 208VAC, 60Hz input -240V = 240VAC, 60Hz input -208V50HZ = 208VAC, 50Hz input -CM = Canopy pendant mount

Example: WWSVX12N1RD4X2LGCW4

¹Minimum load required: 20% of load capacity

²Single face only