

## Provider™ PRO-2N/PRO-3N Series

6V thermoplastic housing protected LED lamps



### Housing

- White or black UV stabilized thermoplastic enclosure
- Clear polycarbonate lens covers

### Mounting

- Surface mount
- Universal J-box mounting

### Lamp type

MR16 LED Lamp, 6V-4W or 6V-5W

### Electronics

- Pulse plus charger
- Low voltage disconnect
- Automatic brownout protection
- Battery lock-out
- Fused output circuit
- Optional Advanced Diagnostics
- Optional Nexus® monitoring system
- 120/277 60Hz

### Battery

- 6V lead-calcium battery

### Approvals

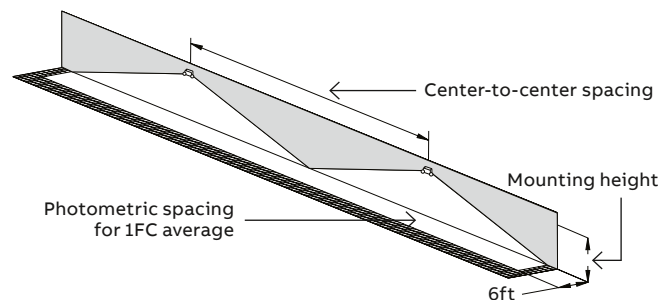
- UL 924 listed
- Damp location optional (50°F to 104°F)
- BC – California Energy Commission Title 20

### Warranty


- Unit has a three-year limited warranty
- Detailed warranty terms located on page 202 or online at:  
[www.emergi-lite.com/usa/files/EL\\_Warranty.pdf](http://www.emergi-lite.com/usa/files/EL_Warranty.pdf)

### Photometric performance

Lamp	Spacing center-to-center (feet)	
	7' mounting height	15' mounting height
LA	39'	34'
LB	74'	57'



### Housing color



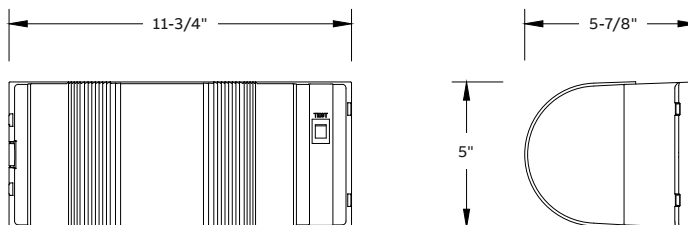
Off white



Black

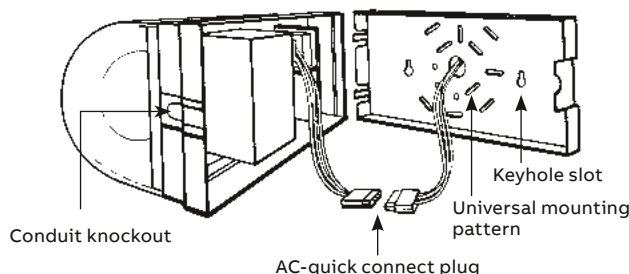
**Dimensions**

Dimensions are approximate and subject to change.



**Fast and easy installation**

Snap-together design eliminates screws



**Power consumption and unit rating (non-CEC models)** – each unit furnished with one LED lamp per head

Sealed maintenance-free battery types	DC voltage	Model number	Battery capacity in watts			
			1-1/2 hrs	2 hrs	3 hrs	4 hrs
Lead-calcium	6V	PRO-2N	10	8	–	–
	6V	PRO-3N	18	12	10	7

**Unit rating Chart**

Model number	Rated capacity in Watts			
	1-1/2 hrs	2 hrs	3 hrs	4 hrs
PRO-2N -AD-CEC	10	8	–	–

\*National Electrical Code Specification

**Accessories** (order as a separate item)

Description	Suffix
Additional special bit for tamper-proof screws	690.0454-E
<b>Replacement lamps</b>	
580.0097-E	MR16 LED 6V-4W
580.0122-E	MR16 LED 6V-5W

**How to order**

Color	Series	Lamp type	Unit type	Options	Approval
Blank= Off white B= Black	PRO-2N= 6V-10.8W PRO-3N= 6V-18W	-LA= 6V-4W, MR16 LED -LB= 6V-5W, MR16 LED	Blank= Standard unit -AD= Advanced Diagnostics (audible) -ADNA= Advanced Diagnostics (non-audible) NEXRF= NEXUS® wireless <sup>1</sup>	C= Line cord 120V 3 feet CM= Ceiling mount - supplied with metal harness DL= Damp location VR= Vandal-resistant screws	-CEC= CEC Title 20 for California <sup>2</sup>

Example: BPRO-2N-LADL

<sup>1</sup>Available with PRO-2N only

<sup>2</sup>Available with PRO-2N-LA with AD, ADNA or NEXRF only