

Nexus®Pro Smart emergency lighting monitoring system



Simplify emergency lighting management with Nexus®Pro. The smart emergency lighting monitoring system provides 24/7 remote monitoring, real-time diagnostics, and automated reporting—all in one place. Compatible with a wide range of commercial, architectural, and industrial-grade emergency lighting, Nexus®Pro ensures reliable performance wherever safety matters most.

Stay connected. Stay ahead.



Features and benefits

Supports up to
200 devices per Gateway

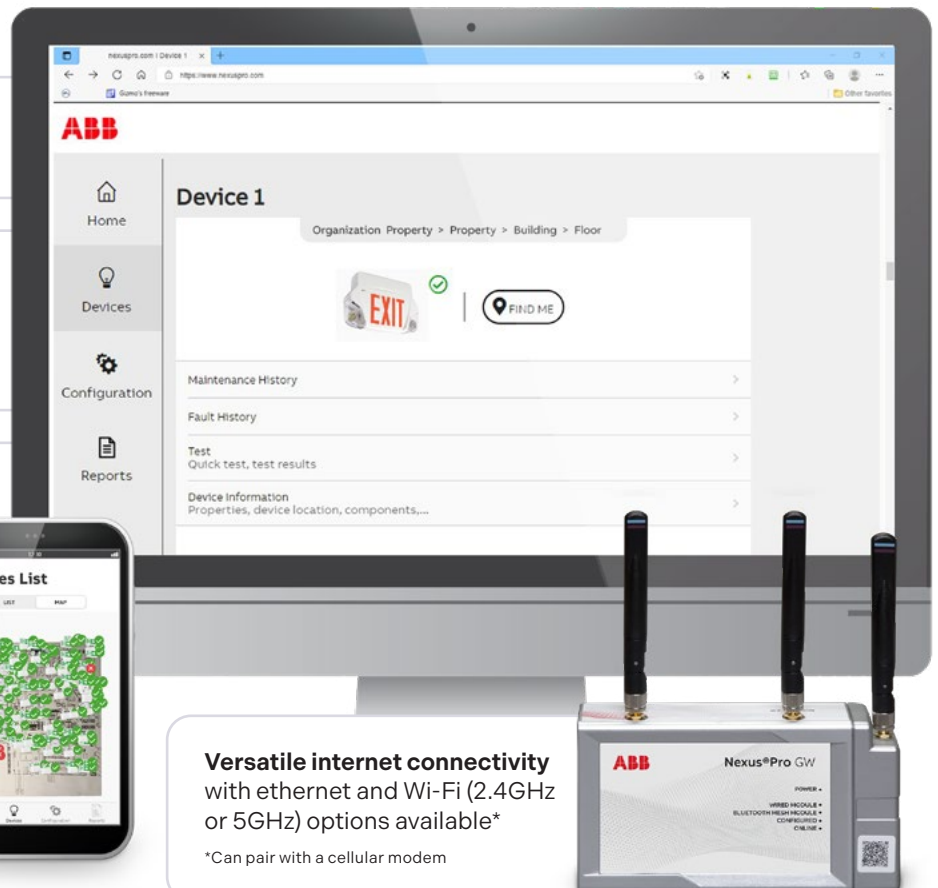
Industrial-grade security featuring Bluetooth Mesh device-level encryption and HTTPS secure communication

Extended communication ranges

- Up to 130 ft from unit to unit
- Max. 100 ft between each gateway and its first paired unit*

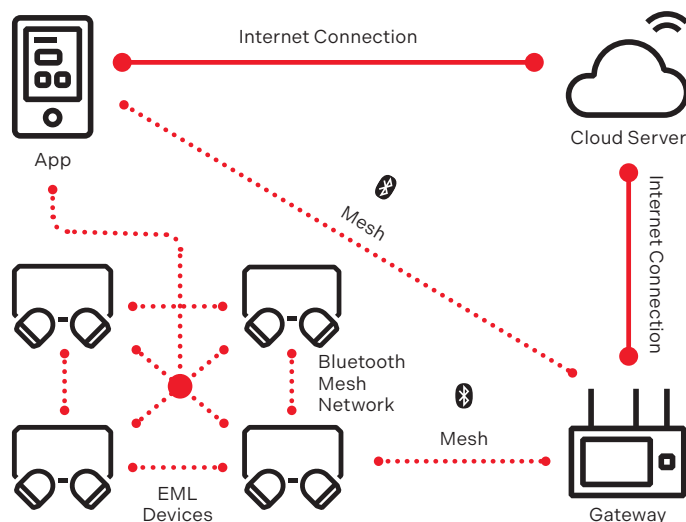
*Exact ranges depend on complexity and structural conditions of the installation site

Seamless integration with Android, iOS, and web-based applications



Versatile internet connectivity with ethernet and Wi-Fi (2.4GHz or 5GHz) options available*

*Can pair with a cellular modem




Why Nexus® Pro?

- **Free to use:** Nexus® Pro is entirely free to use after installation with no recurring costs or subscription fees.
- **Broad compatibility:** Integrates seamlessly with Emergi-Lite units, from mini-inverters to aesthetic commercial units to NEMA 4X industrial units.
- **Rapid commissioning:** Emergency lighting monitoring for 100,000 square feet can be operational in half a day.
- **Peace of mind:** Nexus® Pro ensures compliance with safety standards like UL924, NFPA, and NEC.

Nexus® Pro-compatible emergency lighting

Spec grade architectural



Spec grade commercial



Spec grade industrial



Inverters (125W-1500W)



Learn more



EMERGI-LITE®



Nexus® Pro

To learn more about Nexus® Pro, or to request a demo, reach out to your local EMERGI-LITE® sales representative.

©2025 ABB. All rights reserved. 03/2025