

Preceptor™ Remote Capacity Series

Die-cast aluminum remote capacity exit sign



Construction

- Die-cast aluminum housing
- Panel features a curved contour for maximum illumination and clarity
- 6 inch EXIT lettering legend available in red or green
- Field-selectable chevrons
- Choice of finishes: white, black or brushed aluminum

Mounting

- Surface mount
- Canopy included for end or ceiling mount applications
- Universal J-box mounting

Electronics

- Optional Advanced Diagnostics
- 120/277 60Hz

Choice of battery

- RCL model, (lead-calcium battery) 6V-9W remote load capacity

- RCN model, (nickel-metal hydride battery) 6V-12W remote load capacity
- RCX model, (nickel-metal hydride battery) 6V-24W remote load capacity

Special wording panels

- Available. Contact your sales representative with your design requirements

Approvals

- UL 924 listed
- Damp location optional (50°F to 104°F)
- Meets NFPA101 (Life Safety Code), NFPA 70 NEC, OSHA illumination standards

Warranty

- Unit has a five-year limited warranty
- Detailed warranty terms located on page 178 or online at: www.emergi-lite.com/usa/files/EL_Warranty.pdf


Power consumption

Series	AC input	AC specs		Battery capacity in watts				
		Maximum	Voltage	Battery	1-1/2 hrs	2 hrs	3 hrs	4 hrs
RCL			6V	Lead-calcium	9	-	-	-
RCN	120/277VAC, 60Hz	0.13/0.06A 15W	6V	NiMH	12	9	-	-
RCX			6V	NiMH	24	18	12	9

Housing color



Black



White

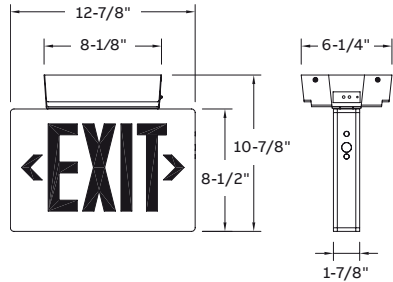


Brushed aluminum

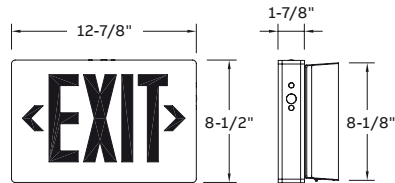
Dimensions

Dimensions are approximate and subject to change.

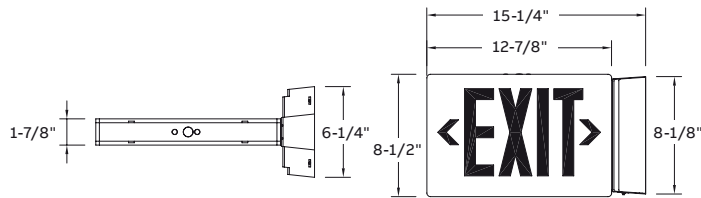
Ceiling mount



Back mount



End mount



Accessories (order as a separate item)

Description	Suffix
Wire guard, back mount	WG13-E
Wire guard, ceiling mount	WG14-E

How to order

Housing color	Series	Battery type	# of faces	Legend color	Options
BA = Black body/ aluminum face	P = Preceptor	RCL = Sealed lead-calcium, 9W remote capacity	1 = Single face 2 = Double face	R = Red	AD = Advanced Diagnostics (audible)
BB = Black body/ black face				G = Green	ADNA = Advanced Diagnostics (non-audible)
WW = White body/ white face		RCN = Sealed nickel-metal hydride, 12W remote capacity	RW = Red on white (Open face required for special wording)	D3 = Time delay (15 minutes)	DL = Damp location
WA = White body/ aluminum face	RCX = Sealed nickel-metal hydride, 24W remote capacity			GW = Green on white (Open face required for special wording)	FZ = Flasher buzzer
AA = Brushed aluminum body and face					VR = Vandal-resist screws
Example: BAPRCL2R					