

Provider™ PRO-2N/PRO-3N Series

6V thermoplastic housing protected LED lamps



Housing

- White or black UV stabilized thermoplastic enclosure
- Clear polycarbonate lens covers
- 6V 4W MR16 LED lamps

Mounting

- Surface mount
- Universal J-box mounting

Lamp type

- MR16 LED Lamp, 6V-4W

Electronics

- Pulse plus charger
- Low voltage disconnect
- Automatic brownout protection
- Battery lock-out
- Fused output circuit
- Optional Advanced Diagnostics
- Optional Nexus® monitoring system
- 120/277 60Hz

Battery

- 6V lead-calcium battery

Approvals

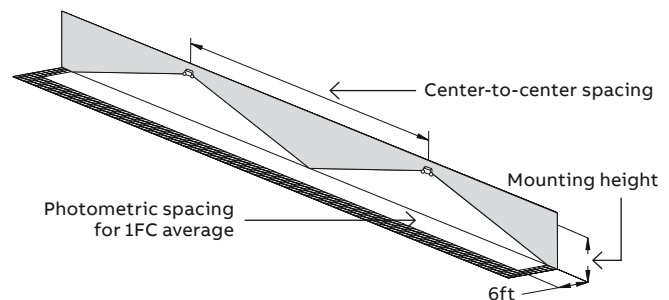
- UL 924 listed
- Damp location optional (50°F to 104°F)

Warranty


- Unit has a three-year limited warranty
- Detailed warranty terms located on page 178 or online at:
www.emergi-lite.com/usa/files/EL_Warranty.pdf

Photometric performance

Lamp	Spacing center-to-center (feet)	
	7' mounting height	15' mounting height
LA	39'	34'



Housing color



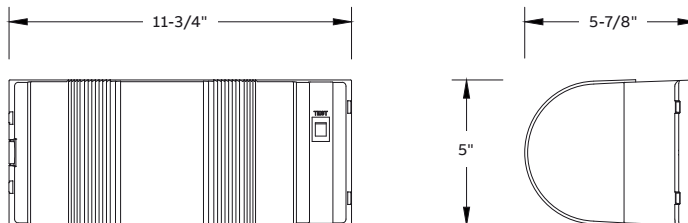
Off white



Black

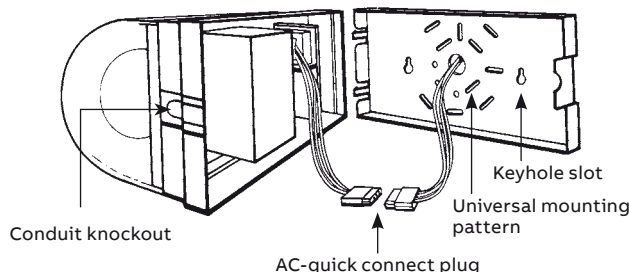
Dimensions

Dimensions are approximate and subject to change.



Fast and easy installation

Snap-together design eliminates screws



Power consumption and unit rating – each unit furnished with one LED lamp per head

Sealed maintenance-free battery types	DC voltage	Model number	Battery capacity in watts			
			1-1/2 hrs	2 hrs	3 hrs	4 hrs
Lead-calcium	6V	PRO-2N	10	8	–	–
	6V	PRO-3N	18	12	10	7

Accessories (order as a separate item)

Description	Suffix
Additional special bit for tamper-proof screws	690.0454-E
Replacement lamps	
580.0097-E	MR16 LED 6V-4W

How to order

Color	Series	Lamp type	Unit type	Options
Blank= Off white B= Black	PRO-2N= 6V-10.8W PRO-3N= 6V-18W	-LA= 6V-4W, MR16 LED	Blank= Standard unit -AD= Advanced Diagnostics (audible) -ADNA= Advanced Diagnostics (non-audible) NEX= NEXUS® wired ¹ NEXRF= NEXUS® wireless ¹	C= Line cord 120V 3 feet CM= Ceiling mount - supplied with metal harness DL= Damp location VR= Vandal-resistant screws

Example: **BPRO-2N-LADL**

¹Available with PRO-2N only