

Provider™ PRO-2N/PRO-3N Series

6V thermoplastic housing protected LED lamps



Housing

- White or black UV stabilized thermoplastic enclosure
- Clear polycarbonate lens covers

Mounting

- Surface mount
- Universal J-box mounting

Lamp type

MR16 LED Lamp, 6V-4W or 6V-5W

Electronics

- Pulse plus charger
- Low voltage disconnect
- Automatic brownout protection
- Battery lock-out
- Fused output circuit
- Optional Advanced Diagnostics
- Optional Nexus® monitoring system
- 120/277 60Hz

Battery

- 6V lead-calcium battery

Approvals

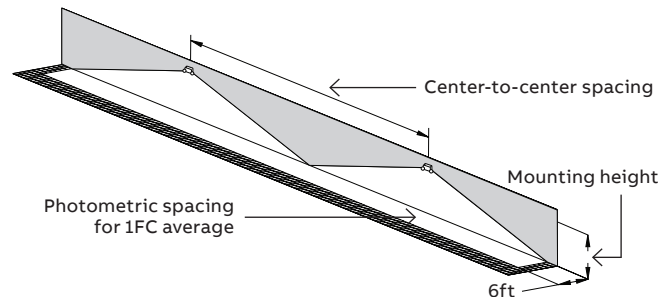
- UL 924 listed
- Damp location optional (50°F to 104°F)
- BC – California Energy Commission Title 20

Warranty

- Unit has a three-year limited warranty
- Detailed warranty terms located on page 202 or online at:
www.emergi-lite.com/usa/files/EL_Warranty.pdf

Photometric performance

Lamp	Spacing center-to-center (feet)	
	7' mounting height	15' mounting height
LA	39'	34'
LB	74'	57'



Housing color



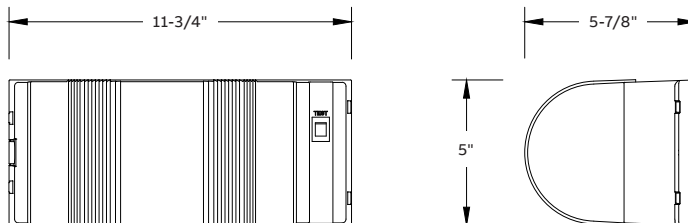
Off white



Black

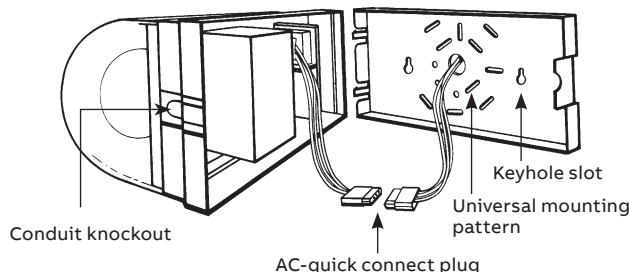
Dimensions

Dimensions are approximate and subject to change.



Fast and easy installation

Snap-together design eliminates screws



Power consumption and unit rating (non-CEC models) – each unit furnished with one LED lamp per head

Sealed maintenance-free battery types	DC voltage	Model number	Battery capacity in watts			
			1-1/2 hrs	2 hrs	3 hrs	4 hrs
Lead-calcium	6V	PRO-2N	10	8	–	–
	6V	PRO-3N	18	12	10	7

Unit rating Chart

Model number	Rated capacity in Watts			
	1-1/2 hrs	2 hrs	3 hrs	4 hrs
PRO-2N -AD-CEC	10	8	–	–

*National Electrical Code Specification

Accessories (order as a separate item)

Description	Suffix
Additional special bit for tamper-proof screws	690.0454-E
Replacement lamps	
580.0097-E	MR16 LED 6V-4W
580.0122-E	MR16 LED 6V-5W

How to order

Color	Series	Lamp type	Unit type	Options	Approval
Blank = Off white B = Black	PRO-2N = 6V-10.8W PRO-3N = 6V-18W	-LA = 6V-4W, MR16 LED -LB = 6V-5W, MR16 LED	Blank = Standard unit -AD = Advanced Diagnostics (audible) -ADNA = Advanced Diagnostics (non-audible) NEX = NEXUS® wired ¹ NEXRF = NEXUS® wireless ¹	C = Line cord 120V 3 feet CM = Ceiling mount - supplied with metal harness DL = Damp location VR = Vandal-resistant screws	-CEC = CEC Title 20 for California ²

Example: **BPRO-2N-LADL**

¹Available with PRO-2N only

²Available with PRO-2N-LA with AD, ADNA or NEXRF only