

## ELXN400 LED Series

Low energy and low maintenance for moderate budget application



### Housing

- UV stabilized thermoplastic body
- Fully adjustable and reversible Cluster™ LED glare-free heads
- 6 inch EXIT lettering legend, available in red or green
- Universal faces (2 faceplates, 1 backplate)
- Field selectable chevrons

### Mounting

- Surface mount
- Canopy included for ceiling mount applications
- Universal J-box mounting finishes

### Type of battery

- 3.6V nickel-cadmium battery

### Lamp head source

- White LED 3.6V-1.8W each

### Electronics

- Optional Advanced Diagnostics
- 120/277 60Hz

### Approvals

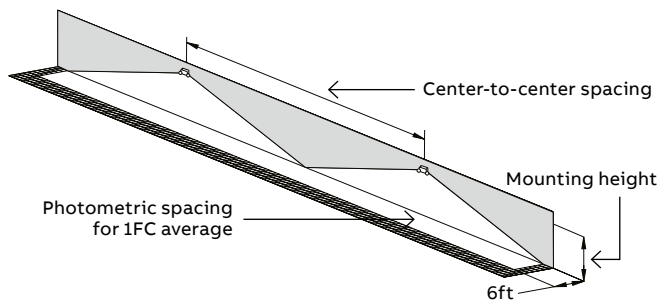
- UL 924 listed
- Damp location 50°F to 104°F (10°C to 40°F)
- UL 94, 5VA flame rated

### Warranty (subject to proper installation and maintenance)

- Unit has a three-year warranty
- Detailed warranty terms located on page 178 or online at:  
[www.emergi-lite.com/usa/files/EL\\_Warranty.pdf](http://www.emergi-lite.com/usa/files/EL_Warranty.pdf)

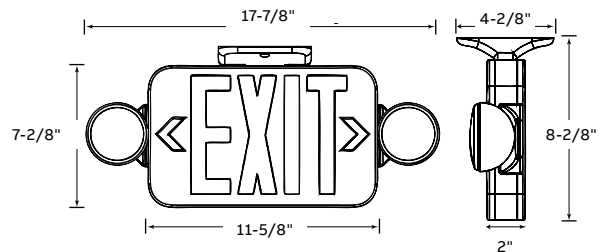
### Photometric performance

Spacing center-to-center (feet)	
7' mounting height	15' mounting height
15'	4'



### Dimensions

Dimensions are approximate and subject to change.



**Power consumption**

Model	Current (A) / Power (W) 120/277VAC, 60Hz
ELXN400R-2LED	0.044/0.017A
ELXN400G-2LED	0.032/0.015A
ELXN400R-2LEDR	0.037/4.06A
ELXN400G-2LEDR	0.036/3.8A
ELXN400R_2LEDR-AD	0.038/0.017A
ELXN400G_2LEDR-AD	0.038/0.017A

**How to order**

Series	Legend color	Lamp	Options	Color
ELXN400= ELX Combo Series	R= Red exit G= Green exit	-2LED= Round LED array	Blank= No option R= 3.6W remote capacity to power one double head remote <sup>1</sup> R-AD= 3.6W remote capacity to power one double head dedicated remote with Advanced-Diagnostics <sup>1</sup>	Blank= White B= Black

Example: ELXN400R-2LED

<sup>1</sup>Remote capacity can only be used to power the EF43D or EF44D remote fixtures or to extend the battery units emergency run time beyond the standard 90 minutes.

**Accessories** (order as a separate item)

Description	Suffix
Wire guard	WG10-E
Battery	850.0110-E

**EF43D & EF44D Series**

Low energy and low maintenance for moderate budget application



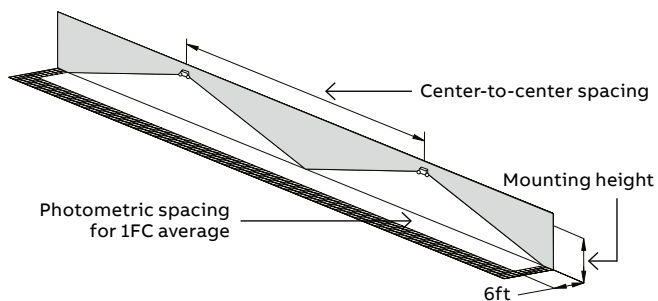
**The Cluster™ LED EF43D-LED or EF44D-LEDWP**

The Cluster™ LED EF43D-LED or EF44D-LEDWP Remote head can ONLY be powered from the ELXN400 LED series combo or EL-2LED battery units of the same family. Used for internal or external applications, the indoor remote head draws 3.6V-3.6W and Weather-Proof head draws 3.6V-3.8W.



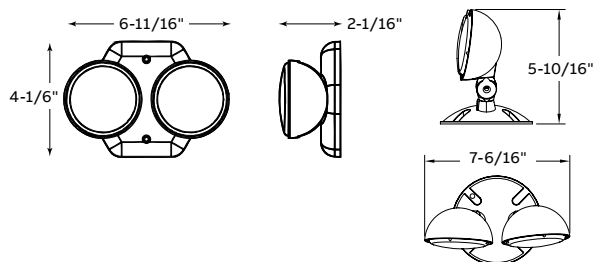
**Photometric performance**

Spacing center-to-center (feet)	15' mounting height
7' mounting height	4'
15'	15'



**Dimensions**

Dimensions are approximate and subject to change.



**How to order**

Series	# of lamps	Lamp	Option
EF43= Indoor series	D= 2	-LED= round LED array	Blank= Indoor remote
EF44= Outdoor weather-proof series			WP= Outdoor weather proof remote

Example: EF43D-LED