

Survive-All™ EF39 Series

NEMA-4X & NSF Certified



Construction

- Choice of cast aluminum or plastic back plate
- Vandal resistant comes standard with Phillips head screws, optional tamper proof screws
- Available as single or double MR16 lamp size remote lighting fixture
- Includes clear polycarbonate UV and impact resistant cover
- Tool-less, fully adjustable, aiming swivel head and easy lamp replacement

Finish

- White, black or gray

Mounting

- Surface mount
- Includes a back plate for mounting to a standard 4" octagonal electrical box

Approvals

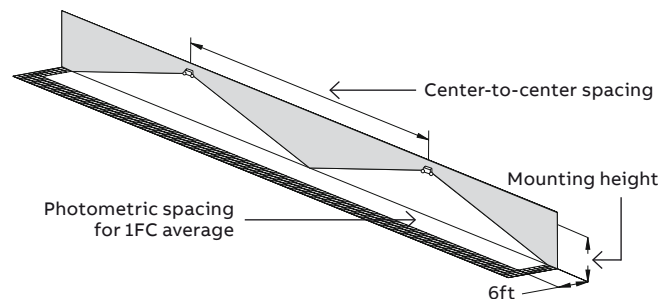
- UL listed
- NSF rated for food processing areas
- NEMA-4X certified

Warranty


- Five-year limited warranty.
Detailed warranty terms located on page 178 or online at:
www.emergi-lite.com/usa/files/EL_Warranty.pdf

Photometry performance

Lamp	Spacing center-to-center (feet)	
	7' mounting height	15' mounting height
LA	39'	34'
LG	49'	39'
LI	68'	54'
LJ	89'	80'
LL	51'	39'



Housing color



White



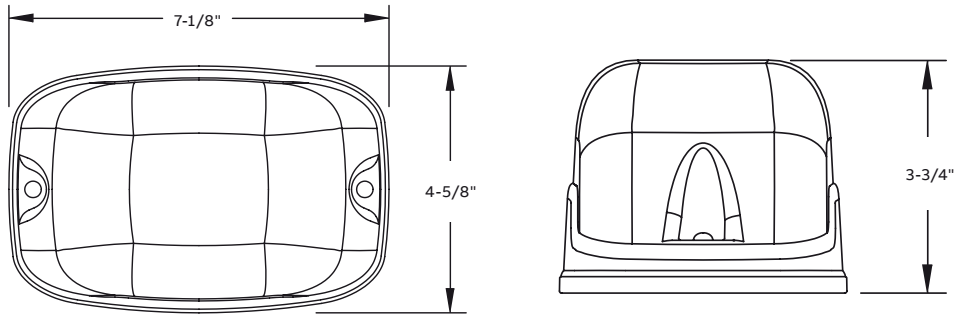
Black



Gray

Dimensions

Dimensions are approximate and subject to change.



Accessories (order as a separate item)

Description	Part number
Additional special bit for tamper-proof screws	690.0454-E

How to order

Series	Lamp type/wattage	Color	Option
EF39P= All polycarbonate single head NEMA-4X	(LA)= 6V-4W, MR16 LED	Blank= White	SM= Mounting plate
EF39PD= All polycarbonate double head NEMA-4X	(LG)= 12V-4W, MR16 LED	-BK= Black	
	(LI)= 12V-5W, MR16 LED	-GY= Gray	
	(LJ)= 12V-6W, MR16 LED		
	(LL)= 24V-4W, MR16 LED		
	(LW)= 120V-4W, MR16 LED (2 wire)		

Example: EF39P(LG)-BK

Series	Lamp type/wattage	Color
EF39= Die-cast back plate single head NEMA-4X	(LA)= 6V-4W, MR16 LED	Blank= White
EF39D= Die-cast back plate double head NEMA-4X	(LG)= 12V-4W, MR16 LED	-BK= Black
	(LJ)= 12V-6W, MR16 LED	-GY= Gray
	(LI)= 12V-5W, MR16 LED	
	(LL)= 24V-4W, MR16 LED	
	(LW)= 120V-4W, MR16 LED (2 wire)	

Example: EF39(LG)-BK