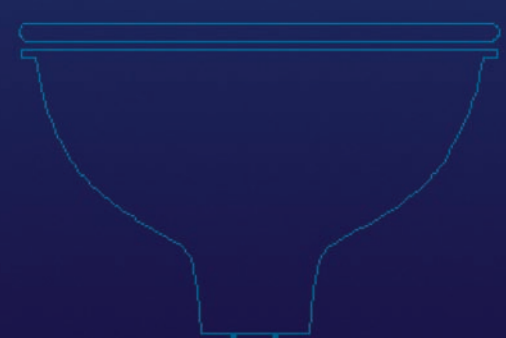


# EMERGI-LITE

## Emergency Battery Units Head Assembly & Lamp Selector Guide



# Head Assembly & Lamp Selector Guide

## Table of Contents



**TS Series – 6, 12 and 24 Volt T-Bar Units**

page 3



**RS Series – 6 and 12 Volt Decorator Recessed**

page 4



**ME Series – 6 Volt Thermoplastic Enclosure**

page 5



**LP Series – 6 or 12 Volt Thermoplastic Enclosure**

page 6



**JC Series – 6 or 12 Volt Emergency Unit**

page 7



**JS Series – 6 and 12 Volt Steel Enclosure**

page 8



**LS Series – 6 and 12 Volt Steel Enclosure**

page 9



**LSE & LC Series – 6 and 12 Volt Steel Enclosure**

page 10

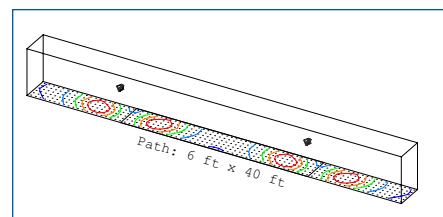


**24 LS & 24 LC Series – 24 Volt Steel Enclosure**

page 11

### MR16 LED Lamp

- Input voltage: 12Vac or dc
- Input power: max. 4W (typical 3.6W)
- The MR16 lamp includes three 1-watt LEDs and electronic driver
- Operation life: min. 50,000 hours (typical 80,000 hours)
- Working temperature: max. 60°C (140°F)
- Color temperature: 6,000K white
- Total luminous flux: 178 lumen; (subject to continuous upgrade)
- Lighting performance equivalent to 12-16W Quartz Halogen and MR16
- 40" Center to center



- Twin emergency lights: 40-ft spacing and 7.5 ft mounting height.
- Average illumination: 1 fc along a 6-ft wide corridor

# Head Assembly & Lamp Selector Guide

## TS Series – 6, 12 and 24 Volt T-Bar Units

The **TS Series** is architecturally designed for unobtrusive use in T-Bar ceilings. The off-white, fully recessed housing harmonizes with ceiling designs.


**UL Listed** – Complies with NEC, Life Safety Code and OSHA. Approved use in the Commonwealth of Pennsylvania and New York City.



### EF9

#### Wedge Base Incandescent Lamps



Lamp Type	Catalog Suffix	Voltage	Watts
 <b>T-5</b>	ZP	6	5.4
	ZL	6	7.2
	ZD	6	9
	ZF	12	9
	ZG	12	12
	ZH	12	18

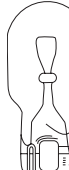
#### Sealed Maintenance-Free Batteries

- Nickel-Cadmium
- Lead-Calcium
- Long Life Lead


### EF18

#### Wedge Base Incandescent Lamps

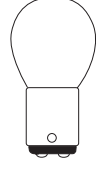


Lamp Type	Catalog Suffix	Voltage	Watts
 <b>T-5</b>	ZP	6	5.4
	ZL	6	7.2
	ZD	6	9
	ZF	12	9
	ZG	12	12
	ZH	12	18

#### Bi-Pin Halogen Lamps

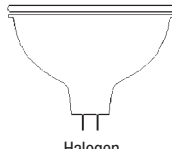
Lamp Type	Catalog Suffix	Voltage	Watts
 <b>T-2½</b>	HA	6	6
	HB	6	8
	HC	6	10
	HD	6	12
	HF	12	8
	HG	12	12
	HH	12	12
	HH	12	14

#### Double Contact Bayonet Base Lamps


Lamp Type	Catalog Suffix	Voltage	Watts
 <b>S-8</b>	IA	6	9
	IM	6	13
	IB	6	18
	IC	6	25
	IE	12	9
	IN	12	13
	IF	12	18
	IG	12	25
	II	24	9
	IJ	24	18
	IK	24	25

### EF10 / EF10D

#### MR16 Halogen Lamps

Lamp Type	Catalog Suffix	Voltage	Watts
 Halogen	MH	6	5
	MI	6	6
	MJ	6	10
	MK	12	12
	MA	12	20
	MW	12	20-R

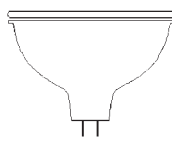
#### MR16 LED Lamps

Lamp Type	Catalog Suffix	Voltage	Watts
 LED	LG	12	4




### EF150

#### MR16 Halogen Lamps


Lamp Type	Catalog Suffix	Voltage	Watts
 Halogen	MH	6	5
	MI	6	6
	MJ	6	10
	MK	12	12
	MA	12	20
	MW	12	20-IR
	MD	24	20
	MS	24	12
	MF	24	50
	MG	12	20

#### MR16 LED Lamps

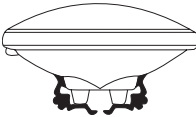
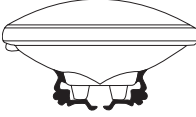
Lamp Type	Catalog Suffix	Voltage	Watts
 LED	LG	12	4



#### Bi-Pin Halogen Lamps

Lamp Type	Catalog Suffix	Voltage	Watts
 <b>T-2½</b>	HA	6	6
	HB	6	8
	HC	6	10
	HD	6	12
	HE	6	20
	HF	12	8
	HG	12	12
	HH	12	14
	HI	12	20

#### PAR 36 Sealed Beam Lamps

Lamp Type	Catalog Suffix	Voltage	Watts
 Sealed Beam Halogen Lamps - PAR 36	XA	6	6
	XB	6	8
	XC	6	10
	XD	6	12
	XE	6	20
	XF	12	8
 Sealed Beam Incandescent Lamps - PAR 36	XG	12	12
	UA	6	8
	UI	6	12
	UB	6	18
	UE	12	12
UF	12	18	

# Head Assembly & Lamp Selector Guide

## RS Series – 6 and 12 Volt Decorator Recessed



The **RS Series** is architecturally designed for low profile, unobtrusive use in either finished ceilings or walls. Models are available with two EF-9 heads standard or two EF-32 or EF-18 heads optional, to compliment any decor.

**UL Listed** – Complies with NEC, Life Safety Code and OSHA. Approved use in the Commonwealth of Pennsylvania and New York City.


**Sealed Maintenance-Free Batteries** • Nickel-Cadmium • Long Life Lead • Lead-Calcium

**Mounting** – Unit supplied with adjustable bar hangers for grid ceilings or can be framed into studs/joists.

### EF9




#### Wedge Base Incandescent Lamps

Lamp Type	Catalog Suffix	Voltage	Watts
 <b>T-5</b>	ZP	6	5.4
	ZL	6	7.2
	ZD	6	9
	ZF	12	9
	ZG	12	12
	ZH	12	18

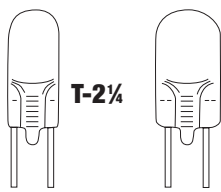
### EF18



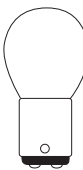
#### Wedge Base Incandescent Lamps

Lamp Type	Catalog Suffix	Voltage	Watts
 <b>T-5</b>	ZP	6	5.4
	ZL	6	7.2
	ZD	6	9
	ZF	12	9
	ZG	12	12
	ZH	12	18

#### Bi-Pin Halogen Lamps

Lamp Type	Catalog Suffix	Voltage	Watts
 <b>T-2½</b>	HA	6	6
	HB	6	8
	HC	6	10
	HD	6	12
	HF	12	8
	HG	12	12
	HH	12	14
	HI	12	20


#### Double Contact Bayonet Base Lamps

Lamp Type	Catalog Suffix	Voltage	Watts
 <b>S-8</b>	IM	6	13
	IE	12	9
	IN	12	13

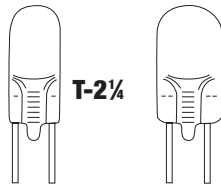
### EF10 / EF150



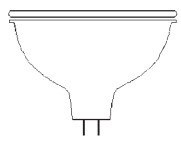
#### MR16 LED Lamps

Lamp Type	Catalog Suffix	Voltage	Watts
 <b>LED</b>	LG	12	4

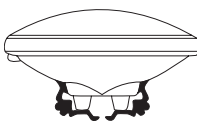

#### Bi-Pin Halogen Lamps

Lamp Type	Catalog Suffix	Voltage	Watts
 <b>T-2½</b>	HA	6	6
	HB	6	8
	HC	6	10
	HD	6	12
	HF	12	8
	HG	12	12
	HH	12	14
	HI	12	20

#### MR16 Halogen Lamps

Lamp Type	Catalog Suffix	Voltage	Watts
 <b>Halogen</b>	MH	6	5
	MI	6	6
	MJ	6	10
	MK	12	12
	MA	12	20
	MW	12	20-IR
	MG	12	20

#### PAR 36 Sealed Beam Lamps

Lamp Type	Catalog Suffix	Voltage	Watts
 <b>Sealed Beam Halogen Lamps - PAR 36</b>	XA	6	6
	XB	6	8
	XC	6	10
	XD	6	12
	XF	12	8
	XG	12	12
 <b>Sealed Beam Incandescent Lamps - PAR 36</b>	UA	6	8
	UI	6	12
	UB	6	18
	UE	12	12
	UF	12	18



# Head Assembly & Lamp Selector Guide

## ME Series – 6 Volt Thermoplastic Enclosure

The **ME Series** is an excellent combination of economy and quality – the best offered in the industry. This unit is compact, lightweight and corrosion resistant. This series is furnished with our finest fully tested charger – the most reliable offered by any manufacturer.

**UL Listed** – Complies with NEC, Life Safety Code and OSHA. Approved for use in the Commonwealth of Pennsylvania and New York City.

### Sealed Maintenance-Free Batteries

- Nickel-Cadmium
- Lead-Calcium



## EF9



### Bi-Pin Halogen Lamps

Lamp Type

Catalog Suffix	Voltage	Watts
HA	6	6
HB	6	8

Bi-Pin Halogen Lamps

### Wedge Base Incandescent Lamps

Lamp Type

Catalog Suffix	Voltage	Watts
ZP	6	5.4
ZL	6	7.2
ZD	6	9

## EF10



### MR16 Halogen Lamps

Lamp Type

Catalog Suffix	Voltage	Watts
MH	6	5
MI	6	6

Halogen

## EF18



### High Intensity Tungsten (HIT) Lamps

Lamp Type

Catalog Suffix	Voltage	Watts
IA	6	9

Double Contact Bayonet Base

# Head Assembly & Lamp Selector Guide

## LP Series – 6 and 12 Volt Thermoplastic Enclosure



The LP Series is offered where an attractive conventional emergency lighting unit is required. This series offers a wide selection of battery capacities for use when large numbers of remote fixtures are desired.

**Evaluated to UL924 Standard** – Complies with NEC, Life Safety Code and OSHA. Approved for use in the Commonwealth of Pennsylvania

### Sealed Maintenance-Free Batteries

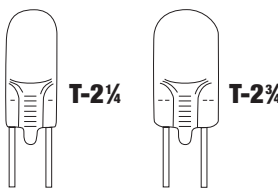
- Nickel-Cadmium
- Long Life Lead
- Lead-Calcium

## EF9



### Bi-Pin Halogen Lamps

Lamp Type

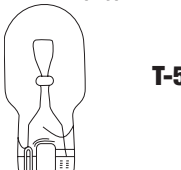


Catalog Suffix	Voltage	Watts
HA	6	6
HB	6	8
HC	6	10
HD	6	12
HE	6	20
HF	12	8
HG	12	12
HH	12	14

Bi-Pin Halogen Lamps

### Wedge Base Incandescent Lamps

Lamp Type




Catalog Suffix	Voltage	Watts
ZP	6	5.4
ZL	6	7.2
ZD	6	9
ZF	12	9
ZG	12	12
ZH	12	18

## EF10 / EF150



### MR16 LED Lamps

Lamp Type

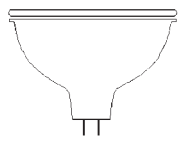


Catalog Suffix	Voltage	Watts
LG	12	4

LED

### MR16 Halogen Lamps

Lamp Type



Catalog Suffix	Voltage	Watts
MH	6	5
MI	6	6
MJ	6	10
MK	12	12
MA	12	20
MW	12	20-IR
MG	12	20

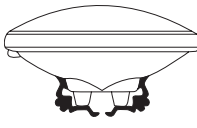
Halogen

## EF18



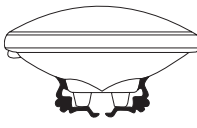
### PAR 36 Sealed Beam Lamps

Lamp Type



Catalog Suffix	Voltage	Watts
UA	6	8
UI	6	12
UB	6	18
UC	6	25
UE	12	12
UF	12	18
UG	12	25

Sealed Beam Halogen Lamps - PAR 36

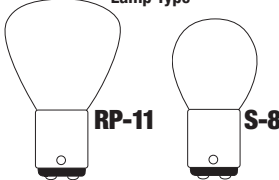


Catalog Suffix	Voltage	Watts
XA	6	6
XB	6	8
XC	6	10
XD	6	12
XE	6	20
XF	12	8
XG	12	12

Sealed Beam Incandescent Lamps - PAR 36

### Double Contact Bayonet Base Lamps

Lamp Type



Catalog Suffix	Voltage	Watts
IA	6	9
IM	6	13
IB	6	18
IC	6	25
IE	12	9
IN	12	13
IF	12	18
IG	12	25

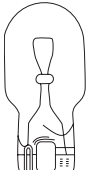
Double Contact Bayonet Base

## EF23



### Wedge Base Incandescent Lamps

Lamp Type



Catalog Suffix	Voltage	Watts
ZP	6	5.4
ZL	6	7.2
ZD	6	9
ZF	12	9
ZG	12	12





# Head Assembly & Lamp Selector Guide

## JC Series – 6 or 12 Volt Emergency Unit

**6 or 12 Volts Emergency Unit**  
**Sealed Maintenance-Free Lead Calcium or Nickel-Cadmium Battery, UL Listed**

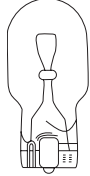
The **Emergi-Lite JC Series** emergency battery unit incorporates performance and labor-saving features, normally found only in higher capacity units, in a economical compact housing design. The **JC Series** is ideally suited for commercial applications where space, performance and ease of installation are required.



### EF9

**Wedge Base Incandescent Lamps**

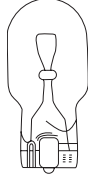


Lamp Type	Catalog Suffix	Voltage	Watts
 <b>T-5</b>	ZP	6	5.4
	ZL	6	7.2
	ZD	6	9
	ZF	12	9
	ZG	12	12
	ZH	12	18


### EF18

**Wedge Base Incandescent Lamps**



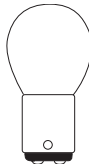
Lamp Type	Catalog Suffix	Voltage	Watts
 <b>T-5</b>	ZP	6	5.4
	ZL	6	7.2
	ZD	6	9
	ZF	12	9
	ZG	12	12
	ZH	12	18

**Bi-Pin Halogen Lamps**

Lamp Type	Catalog Suffix	Voltage	Watts
 <b>T-2½</b>	HA	6	6
	HB	6	8
	HC	6	10
	HD	6	12
	HF	12	8
	HG	12	12
	HH	12	14

Bi-Pin Halogen Lamps


**Double Contact Bayonet Base Lamps**

Lamp Type	Catalog Suffix	Voltage	Watts
 <b>S-8</b>	IM	6	13
	IE	12	9
	IN	12	13
	IG	12	25

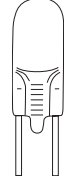
### EF10 / EF150



**MR16 LED Lamps**

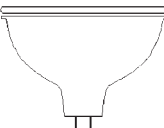
Lamp Type	Catalog Suffix	Voltage	Watts
 <b>LED</b>	LG	12	4

**Bi-Pin Halogen Lamps**


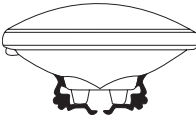
Lamp Type	Catalog Suffix	Voltage	Watts
 <b>T-2½</b>	HA	6	6
	HB	6	8
	HC	6	10
	HD	6	12
	HE	6	20
	HF	12	8
	HG	12	12
	HH	12	14
	HI	12	20

Bi-Pin Halogen Lamps

**MR16 Halogen Lamps**

Lamp Type	Catalog Suffix	Voltage	Watts
 <b>Halogen</b>	MH	6	5
	MI	6	6
	MJ	6	10
	MK	12	12
	MA	12	20
	MW	12	20-IR
	MG	12	20

**PAR 36 Sealed Beam Lamps**

Lamp Type	Catalog Suffix	Voltage	Watts
 <b>Sealed Beam Halogen Lamps - PAR 36</b>	XA	6	6
	XB	6	8
	XC	6	10
	XD	6	12
	XE	6	20
	XF	12	8
	XG	12	12
 <b>Sealed Beam Incandescent Lamps - PAR 36</b>	UA	6	8
	UI	6	12
	UB	6	18
	UE	12	12
	UF	12	18
	UG	12	25

# Head Assembly & Lamp Selector Guide

## JS Series – 6 and 12 Volt Steel Enclosure



The **JS Series** is an excellent combination of economy, quality and versatility. Its compact, all metal housing is offered in a wide variety of battery choices and wattages. The JS series is furnished with our highly reliable PulsePlus charger.

Optional (FM suffix)  
Front Mounted Heads  
for low ceiling  
applications.



**UL Listed** – Complies with NEC, Life Safety Code and OSHA. Approved for use in the Commonwealth of Pennsylvania and New York City.

### Sealed Maintenance-Free Batteries

- Nickel-Cadmium • Long Life Lead • Lead-Calcium

## EF9

### Bi-Pin Halogen Lamps

Lamp Type

T-2 1/2 T-2 1/2

Bi-Pin Halogen Lamps

Catalog Suffix	Voltage	Watts
HA	6	6
HB	6	8
HC	6	10
HD	6	12
HE	6	20
HF	12	8
HG	12	12
HH	12	14

### Wedge Base Incandescent Lamps

Lamp Type

T-5

Catalog Suffix	Voltage	Watts
ZP	6	5.4
ZL	6	7.2
ZD	6	9
ZF	12	9
ZG	12	12
ZH	12	18

## EF32

### Bi-Pin Halogen Lamps

Lamp Type

T-2 1/2 T-2 1/2

Bi-Pin Halogen Lamps

Catalog Suffix	Voltage	Watts
HA	6	6
HB	6	8
HC	6	10
HD	6	12
HE	6	20
HF	12	8
HG	12	12
HH	12	14
HI	12	20

## EF10 / EF150



### MR16 LED Lamps



Catalog Suffix	Voltage	Watts
LG	12	4

### MR16 Halogen Lamps

Lamp Type

Halogen

Catalog Suffix	Voltage	Watts
MH	6	5
MI	6	6
MJ	6	10
MK	12	12
MA	12	20
MW	12	20-IR
MG	12	20

## EF18 / EF28

### PAR 36 Sealed Beam Lamps



Lamp Type

Sealed Beam Halogen Lamps - PAR 36

Catalog Suffix	Voltage	Watts
UA	6	8
UI	6	12
UB	6	18
UC	6	25
UE	12	12
UF	12	18
UG	12	25

Sealed Beam Incandescent Lamps - PAR 36

Catalog Suffix	Voltage	Watts
XA	6	6
XB	6	8
XC	6	10
XD	6	12
XE	6	20
XF	12	8
XG	12	12

### Double Contact Bayonet Base Lamps

Lamp Type

RP-11 S-8

Double Contact Bayonet Base

Catalog Suffix	Voltage	Watts
IA	6	9
IM	6	13
IB	6	18
IC	6	25
IE	12	9
IN	12	13
IF	12	18
IG	12	25

### Wedge Base Incandescent Lamps

Lamp Type

T-5

Catalog Suffix	Voltage	Watts
ZP	6	5.4
ZL	6	7.2
ZD	6	9
ZF	12	9
ZG	12	12
ZH	12	18

### Bi-Pin Halogen Lamps

Lamp Type

T-2 1/2 T-2 1/2

Bi-Pin Halogen Lamps

Catalog Suffix	Voltage	Watts
HA	6	6
HB	6	8
HC	6	10
HD	6	12
HE	6	20
HF	12	8
HG	12	12
HH	12	14
HI	12	20





# Head Assembly & Lamp Selector Guide

## LS Series – 6 and 12 Volt Steel Enclosure

The **LS Series** is offered where an attractive conventional emergency lighting unit is required. This series offers a wide selection of battery capacities for use when a large number of remote fixtures are desired.

**UL Listed** – Complies with NEC, Life Safety Code and OSHA. Approved for use in the Commonwealth of Pennsylvania and New York City.

### Sealed Maintenance-Free Batteries

- Nickel-Cadmium
- Lead-Calcium

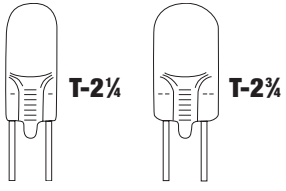


**EF9 / EF23\***



**Bi-Pin Halogen Lamps**

**Lamp Type**



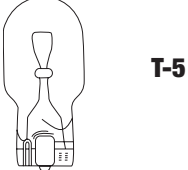
Bi-Pin Halogen Lamps

Catalog Suffix	Voltage	Watts
HA	6	6
HB	6	8
HC	6	10
HD	6	12
HF	12	8
HG	12	12

\*EF23 - 12 Watts Maximum

### Wedge Base Incandescent Lamps

**Lamp Type**



T-5

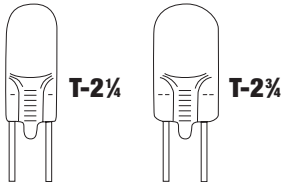
Catalog Suffix	Voltage	Watts
ZP	6	5.4
ZL	6	7.2
ZD	6	9
ZF	12	9
ZG	12	12
ZH	12	18

**EF32**



**Bi-Pin Halogen Lamps**

**Lamp Type**



Bi-Pin Halogen Lamps


Catalog Suffix	Voltage	Watts
HA	6	6
HB	6	8
HC	6	10
HD	6	12
HF	12	8
HG	12	12

**EF10 / EF150**



**MR16 LED Lamps**

**Lamp Type**

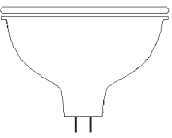


LED

Catalog Suffix	Voltage	Watts
LG	12	4

### MR16 Halogen Lamps


**Lamp Type**



Halogen

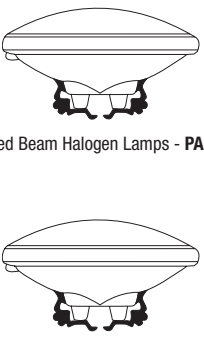
Catalog Suffix	Voltage	Watts
MH	6	5
MI	6	6
MJ	6	10
MK	12	12
MA	12	20
MW	12	20-IR
MG	12	20

**EF18 / EF28**



**PAR 36 Sealed Beam Lamps**

**Lamp Type**



Sealed Beam Halogen Lamps - PAR 36

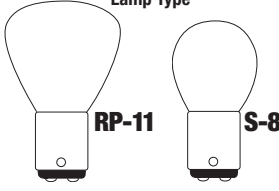
Catalog Suffix	Voltage	Watts
UA	6	8
UI	6	12
UB	6	18
UC	6	25
UE	12	12
UF	12	18
UG	12	25

Sealed Beam Incandescent Lamps - PAR 36

Catalog Suffix	Voltage	Watts
XA	6	6
XB	6	8
XC	6	10
XD	6	12
XE	6	20
XF	12	8
XG	12	12

### High Intensity Tungsten (HIT) Lamps

**Lamp Type**



Double Contact Bayonet Base

Catalog Suffix	Voltage	Watts
IA	6	9
IM	6	13
IB	6	18
IC	6	25
IE	12	9
IN	12	13
IF	12	18
IG	12	25

# Head Assembly & Lamp Selector Guide

## LSE & LC Series – 6 and 12 Volt Steel Enclosure



The **LS & LC Series** is offered where an attractive conventional emergency lighting unit is required. This series offers a wide selection of battery capacities for use when a large number of remote fixtures are desired.

**UL Listed** – Complies with NEC, Life Safety Code and OSHA. Approved for use in the Commonwealth of Pennsylvania and New York City.

### Sealed Maintenance-Free Batteries

- Long Life Lead • Lead-Calcium (Immobilized Electrolyte)

## EF9 / EF23\*

### Bi-Pin Halogen Lamps



**Lamp Type**

Bi-Pin Halogen Lamps

Catalog Suffix	Voltage	Watts
HA	6	6
HB	6	8
HC	6	10
HD	6	12
HF	12	8
HG	12	12

\*EF23 -12 Watts Maximum

### Wedge Base Incandescent Lamps

**Lamp Type**

T-5

Catalog Suffix	Voltage	Watts
ZP	6	5.4
ZL	6	7.2
ZD	6	9
ZF	12	9
ZG	12	12
ZH	12	18

## EF10 / EF150

### MR16 LED Lamps



**Lamp Type**

LED

Catalog Suffix	Voltage	Watts
LG	12	4

### MR16 Halogen Lamps

**Lamp Type**

Halogen

Catalog Suffix	Voltage	Watts
MH	6	5
MI	6	6
MJ	6	10
MK	12	12
MA	12	20
MW	12	20-IR
MG	12	20

## EF18 / EF28

### PAR 36 Sealed Beam Lamps



**Lamp Type**

Sealed Beam Halogen Lamps - PAR 36

Catalog Suffix	Voltage	Watts
UA	6	8
UI	6	12
UB	6	18
UC	6	25
UE	12	12
UF	12	18
UG	12	25

**Lamp Type**

Sealed Beam Incandescent Lamps - PAR 36

Catalog Suffix	Voltage	Watts
XA	6	6
XB	6	8
XC	6	10
XD	6	12
XE	6	20
XF	12	8
XG	12	12

### Double Contact Bayonet Base Lamps

**Lamp Type**

RP-11 S-8

Double Contact Bayonet Base

Catalog Suffix	Voltage	Watts
IA	6	9
IM	6	13
IB	6	18
IC	6	25
IE	12	9
IN	12	13
IF	12	18
IG	12	25

# Head Assembly & Lamp Selector Guide

## 24 LS & 24 LC Series – 24 Volt Steel Enclosure

The **24 LS & 24 LC Series** is offered where an attractive conventional emergency lighting unit is required. This series offers a wide selection of battery capacities for use when a large number of remote fixtures are desired.

**UL Listed** – Complies with NEC, Life Safety Code and OSHA. Approved for use in the Commonwealth of Pennsylvania.

### Sealed Maintenance-Free Batteries

- Nickel-Cadmium
- Long Life Lead
- Lead-Calcium (Immobilized Electrolyte)
- Lead-Calcium



### EF23



#### Wedge Base Incandescent Lamps

Lamp Type **T-5**

Catalog Suffix	Voltage	Watts
ZN	24	9
ZO	24	18

### EF18 / EF28



#### Wedge Base Incandescent Lamps

Lamp Type **T-5**

Catalog Suffix	Voltage	Watts
ZN	24	9
ZO	24	18

#### Double Contact Bayonet Base Lamps

Lamp Type **RP-11** and **S-8**

Catalog Suffix	Voltage	Watts
II	24	9
IJ	24	18
IK	24	25

Double Contact Bayonet Base

#### Double Contact Bayonet Base Lamps

Lamp Type **RP-11** and **S-8**

Catalog Suffix	Voltage	Watts
II	24	9
IJ	24	18
IK	24	25

Double Contact Bayonet Base

# EMERGI-LITE

Inside Sales • Customer Support

Tel.: 1-888-935-3605

Fax: 1-888-867-1565

Technical Support:

Tel.: 1-888-552-6467

Fax: 1-800-316-4515

[www.emergi-lite.com](http://www.emergi-lite.com)

***Thomas & Betts***

© 2010 Thomas & Betts Limited. All rights reserved. Printed in Canada.

01/10/1300 Order No.: ELLAMPGUIDE-US

All information and specifications contained in this catalogue are subject to change due to engineer design, errors and omissions. Illustrations and diagrams within this catalogue may vary from actual products.

